




# FRONT/REAR LOAD COMPACTOR

## MODEL KP6R/KP6F

### Attractively Blends Into Its Surroundings

K-PAC's neat, clean appearance, in both the rear loading model and the front loading model, blends attractively with its surroundings. With the K-PAC's low 40" loading height, even the most petite person can handle the job. Close the lid, insert the key in the Power Pack Console and turn the K-PAC's powerful hydraulic system on. The packing blade automatically cycles.

Incorporated in the K-PAC design are unique safety features that prevent the compaction cycle from operating while the loading chamber lid is open. Another important safety back-up feature is a mushroom STOP button on the Power Pack console that will halt operation at any point in the cycle. The K-PAC's key-operated system also allows the charge lid to be locked for controlled access.



**KP6R**  
Rear Loader

**KP6F**  
Front Loader

### K-PAC Advantage:

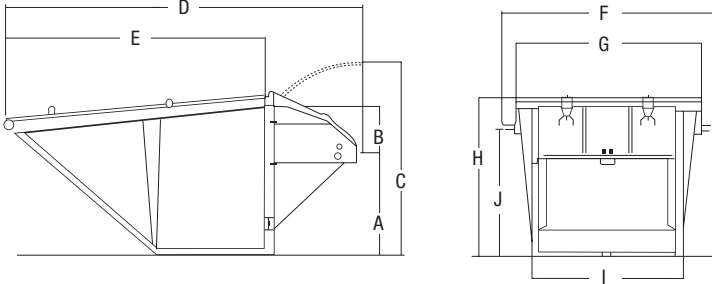
- **Latching System** lid hold down latches for quick driver release when dumping.
- **Compact Weather Proof 3 Phase** and/or Single Phase Power Unit (UL Approved).
- **Loading Chamber Lid** is spring assisted for ease of opening.



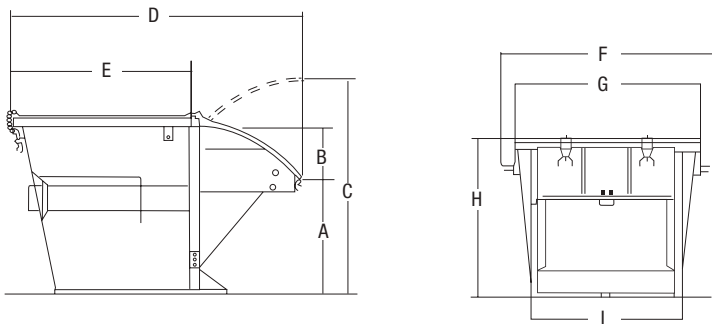
# STATIONARY COMPACTOR MODEL KP6R/KP6F

## Compactor Dimensions

### KP6R



### KP6F



## KP6R/KP6F Specifications

Manufacturer's Rating	1.00 y <sup>3</sup>
Ram Face	53"W x 46"H
Clear Top Opening	27.5" x 53.5"
Loading Height	40"
Ram Penetration	13"
Packing Force Normal	21,900 lbs
Packing Force Max.	24,700 lbs
Packing Pressure Normal	1,550 PSI
Packing Pressure Max.	1,750 PSI
Container Capacity	6 y <sup>3</sup>
Overall Dimensions	140" L x 78"W x 61"H

## Standard Power Pack

Power Pack Cover	Protective Metal Cover with Hydraulic Hose Storage Slot
Power Pack	3 HP 1750 RPM TEFC
Control Panel	208/230/460 Volts 3 Phase 60 Hertz, Key Start Switch & Stop Buttons
Hydraulic Pump	5 GPM Hi-Lo with 200 Mesh Screen Suction Filter
Reservoir	13 Gallons
Fluid	Northland Tamarac Extreme LT 1532
Hydraulic Hoses	12" with Quick Hydraulic Couplers Industrial Hydraulic Couplers
Cylinders	2 - 3" x 16"

## Cycle Time

Time	26 Seconds
------	------------

MODEL	CAPACITY	A	B	C	D	E	F	G	H	I	J	WEIGHT <sup>1</sup>
KP6R	6 y <sup>3</sup>	40"	75"	18"	140"	102"	78"	71"	61"	48"	60"	2,380 lbs
KP6F	6 y <sup>3</sup>	40"	18"	75"	102"	63"	82"	75"	62"	60"	-	2,280 lbs

<sup>1</sup> Approximate Shipping Weight with Power Pack

**AUTHORIZED DEALER**



**Check out our other self-contained compactors. If you need help determining the right model for your needs, please contact us at 800.831.1858**  
*Shown KP2SC self-contained compactor model.*